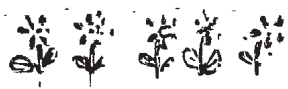


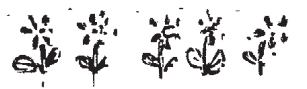
Mary Lou Heard MEMORIAL GARDEN TOUR 2026

34 Magnificent Gardens in Full Bloom Await Garden Enthusiasts
May 2nd & May 3rd
10am - 5pm
heardsgardentour.com

Locally World Famous Newsletter, Edition No. 23 in memory of Mary Lou Heard's Spring Garden Tour.
A personal, informative & affordable tour guide. GARDEN EXHIBITOR listing published for your visual pleasure...developed by a "Real Gardener" not a "Real English Teacher"



GARDEN TOUR INFORMATION



Drum Roll Please !!!!

The Mary Lou Heard Foundation welcomes you to Tour 2026! This annual self-guided tour is hosted by real gardeners who generously consent to share their personal creations. Our committee has been privileged to visit in advance and see fabulous gardens and hear the stories of our generous hosts. They speak of the joys of gardening and sharing theirs with you, our honored guests. Our hosts find great satisfaction in knowing their many efforts will surely help others. In today's uncertain times, many, many families are finding themselves suddenly in need. We ask for you to keep them in mind. Your donation to the Mary Lou Heard Foundation ensures that a hand is there to help mothers and their children in crisis.

TOUR HISTORY - Those of us who knew Mary Lou Heard sometimes forget that there are quite a few people who never had the pleasure of meeting her. This woman was absolutely dedicated to gardening. In 1985, Mary Lou opened Heard's Country Gardens, a soon-to-become-beloved nursery in Westminster. Many years passed, until finally in the summer of 2002, Mary Lou had to close Heard's due to the illness that shortly claimed her life. On page 2 you will find the message Mary Lou wrote for her last newsletter. She speaks for herself so much better than anyone else could, and we want to share her, and her story with you: our honored guest.

In 1994, Mary Lou dreamed up a garden tour by and for real people, a tour, "for the rest of us," so a yearly event was born that brought out thousands of guests who gave generously to Mary Lou's favorite charity, The Sheepfold. After her passing, we asked ourselves, when the Mary Lous of the world are lost, how will charity organizations like these go on? The tour is continued today in Mary Lou's name because she was so devoted to giving back for the help she received during a very rough time and saw the benefits of helping others like herself. Your donation is a free-will offering.



We humbly ask that you let your heart dictate what to give & that you dig as deeply as you can. Net proceeds go entirely to the charity. We are often asked, "What should I give?" The answer is, give what your heart and wallet allow. Cash or checks made out to Mary Lou Heard Foundation or MLHF are joyfully gathered at any garden. Leave your entire donation at one home, divide it between two homes, or leave a donation at each home. You decide. You may also make your donation at our website: heardsgardentour.com. Just click on the "Donate" button. There you will also see our gallery of photos. Or Venmo @ Mary Lou-Heard. Or our Zelle tag is: mlhgardentour.

... AND THANK YOU!!!
THANK YOU!!! THANK YOU!!!

The Mary Lou Heard Foundation:
Supporting the people who provide
hope and safe refuge for
mothers and their children in crisis
- one family at a time

ABOUT THE SHEEPFOLD-More often than we know, a woman must wake her children and flee in the middle of the night with just the clothes they are wearing. Where can she go at this hour??? By morning the children will be tired, hungry and frightened. Rebuilding these lives while keeping mother & children together & safe is The Sheepfold's mission. They provide a loving residence, life training, and referrals. For more info, visit their website @ www.thesheepfold.org.

inspiring gardens, lovingly created by inspiring gardeners. With this in mind, we thought you might like to get to know a couple of them a little better.

Please allow us to introduce Linda Gartner (garden #10). Linda was raised on a chicken ranch with crops of tomato & corn. She came from a gardening family & even as a youngster, had a bearded iris garden. (Iris along her white picket fence will likely be the first thing you notice when you drive up to Linda's charming garden.) Linda says her mother inspired her cottage garden - where she enjoys growing things from seed or from cuttings. She fondly recalls her mother's big front yard encircled by blooming flower beds.

Linda says she has learned to be very patient in the garden. She looks forward to certain times of the year, especially to see how a plant performs. Linda's gardening advice is to take an area & work on it; understand that the entire garden isn't going to happen all at once. Having nurtured her garden in Orange for 55 years, there is no doubt her garden has changed over the years. Linda says, "It has to change," and she feels pride in the success of rooting a rose cutting. She is pragmatic in coming to terms with a plant that just isn't going to work out & needs to be removed. Linda's garden is a Monarch Butterfly Sanctuary recognized by the National Wildlife Federation and is a riot of color. If the extensive beds don't make your heart skip a beat - be sure to notice all the color bowls and also say "Hi" to Linda. She and her late husband, Peter, have been longtime friends of the Mary Lou Heard Memorial Garden tour.

2026 Featured Cover Story: Lean In & Be Inspired

Written by: Jennifer McInteer

I remember many years ago attending a gardening talk given by Mary Lou Heard herself. Her passion for plants & gardening was evident - especially when, mid-presentation, she paired a couple of plants together (one white & one pink). She was clearly smitten. Mary Lou paused mid-sentence & mid-daydream. You could hear a pin drop as the packed audience leaned in, hanging on every word. Mary Lou knew it. Everyone around her knew it. Gardening is magical. It's exalting. And every garden is as unique as the gardener who lovingly tends it, and every gardener has their own uplifting story.

Mary Lou Heard inspired many people not just to garden, but to create a garden uniquely their own. It's an honor to carry on her legacy by sharing "real gardens by real people" on our annual garden tour. We are so glad you joined us! Whether you are an experienced gardener, an occasional gardener, or just simply dreaming of having a garden of your own one day, we know your heart and soul will be gladdened by visiting our

But wait, there's more!! This story continues on Page 10 where we are introduced to another fabulous gardener!

To plant a garden is to believe in tomorrow. - Audrey Hepburn



Mary Lou wrote the following for her last newsletter, published Spring 2002.

It seems like just yesterday. It's hard to believe it's been nearly 20 years. I remember thinking that I would be happy if I can have even one year to garden. I don't know if I ever had a newsletter that was harder to write, even though I've always wanted to tell you how much I've felt blessed being allowed to do what I love and share it with others. This newsletter is still difficult, so bear with me please...

It was in the late 70's and I had been through a divorce that literally pushed me over the edge. My world came to an abrupt halt, and no matter how hard I tried to regain my footing, I just slipped further and further away. When it became clear that I could not even handle any of the simple tasks of caring for my 10 year old daughter, I was hospitalized. I'm certain there was no other choice, but it also meant that it would be like building a life all over again, one painful step at a time.

I discovered gardening when I was in the hospital. It was just the smallest patch of earth, but there was such peace there. It was in great disrepair, and sometimes I would just stand there and survey all that needed to be done. It wasn't too long before I was on my hands and knees pulling weeds and lost in chores. Time passed so quickly when I was in the garden, and for the first time in many weeks, there were no tears. It became my special place. I would throw on my clothes at the first light of morning and stay there all day. My heart was at peace, and though I didn't know it at the time, the long road to healing had begun.

Discharge day came, and it was time to face the world again, but I would never forget what happened in the garden. I came to know God there... I was not alone. No matter how difficult what lay ahead, I was not alone. Does God actually care enough to give us the desires of our heart? Well, you tell me.

It might have only been a "passing prayer" that you say as an after thought, but as the world pushed harder for me to take my place... I asked, "Please Lord, just let me garden for my life's work" - as path led unto path, that prayer would come to mind. I didn't care how - I just wanted to spend my life there in the garden.

I began selling herbs and flowers at the swap meet on the weekends, and attended horticulture classes and gathering and planting my plants during the week. I couldn't see where it was going, but the swap meet had become a sort of "mini" business. The plants and flowers that I would take were now everywhere, covering every bush and patch of lawn that belonged to our four unit apartment. I wasn't too surprised when the landlord said it had to go. Problem was I had nowhere to go and no money to offer if I did locate a place. I thought I had gone up and down every street in Orange County when I turned down an out-of-the-way street

just to see where it led. I happened upon a piece of property with an out-building on it. I sat there for the longest time just looking at it. Although the building and grounds had fallen into disrepair, it looked like a doll house to me. I could feel my heart jump. It took all the courage I could muster to knock on the door and ask for a chance to rent a portion of their property.

The young man explained the property was owned by his Grandfather and handled by his Uncle. It would be a week before they could get me an answer. I could hardly breathe. At least he didn't say, "No." Now all I had to do was wait...and pray.

Well, the day arrived. I had all I could do to wait for a decent hour. After all, I don't think it would have set very well with them if I had knocked on the door at 5:30 AM, but I could have because I didn't sleep a wink that night. The young man answered the door and invited me in. "Did you decide?" Not wanting to appear too anxious. "Yes, my Uncle thinks it would be good." "Really?" I answered.

This was probably not one of my notable conversations because I was totally speechless and floating 10 feet off the ground. I wondered if he noticed? With a few other details and a handshake - I was on my way. Now if you were to ask me if I had a plan - I did not. I only knew that I felt I was being given a gift from God and I was going to be allowed to garden. - for how long... I don't know. It didn't matter to me. This dear family did not know me from Adam and had put total faith and trust in me and given me the opportunity of a lifetime...an everyday occurrence? I don't think so. Not in this world.

I threw myself into the clean up effort (I was never short of elbow grease), put a coat of paint and some curtains on the building, and it became my cottage. I couldn't wait to get there in the morning, and I hated to leave at night. I was gardening, and my heart was at peace. My love for the garden was insatiable, and all the years I spent reading garden and seed catalogues were beginning to find a home. What I couldn't get at the wholesale growers I would grow myself, from seed. The joy was almost more than I could stand, so when the family that owned the property came to see if I would be interested in the entire front half of the property including the building - I jumped at it.

I knew I would have to make the additional space pay for itself, but somehow I would have to make it work. Friends tried to talk me out of it using all logic of a business person. The location was not right. I would never be able to recoup my investment. The family or the city could come at anytime and pull the rug out from under me. My answer was always the same, if I'm allowed to garden even one more year, I will be happy. As always it was a handshake agreement. They believed in me, and there was nothing I would

do to let them down. That was 1985.

There were obstacles. Many obstacles. Some that even threatened to shut us down. In the beginning I would literally shake as I would see the city car drive up and walk across the gravel carrying official forms. No, it was not always a smooth ride, but one by one I came to learn and trust someone greater was clearing the way for us.

There were always plenty of chores. Enough so that you could never say you were done. At the end of each day I would look around at trays full of plants all "cleaned up" like little children with freshly scrubbed faces and in clean pajamas ready for bed. I would be covered in dirt and exhausted - but it was a wonderful feeling. All my energy spent in tasks that I loved - I wouldn't realize how tired I was until I finally sat down for the first time. I ached - but felt good. I usually fell asleep before I had a chance to watch a single television program.

By anybody's standard the store was humble at best. Our goal was to offer old-fashioned flowers, plants and herbs. Plants that would help people discover the joy of gardening, flowers that I remembered from my childhood. We loved every minute of it, even though there were many times I literally held my breath to keep the doors open and pay the bills.

I was used to Saturdays as being as quiet as the other days, but on this particular Saturday I looked up to see people lining up by the front gate!!! A sea of people. More people than I had ever seen at the store at one time. One lady was clutching an article in her hand. I asked her how she had heard about us? "Why because of the article in the paper. Here, you can keep it. I know where you are now." Unbeknownst to me a reporter from the Orange County Register had come in looking around and written about us. She even explained how to find us, and people came. Once again I knew we had been blessed.

As the days went on, people began coming to the store. They would bring their friends and the friends would bring friends. It seemed I was always running out of stock. Since I was too small to have any vendors deliver to me, it meant that I had to take my truck up to Santa Barbara to pick up stock. First it was once a week, then twice and then three times. The flood gates of heaven opened and poured out a blessing the likes of which I could not contain...and we grew.

Sometimes I would stand alone in the gardens after everyone had gone home and in the quiet - survey all that I saw and remembered the broken, wounded woman that asked to be allowed to garden for my life's work. And I would look around at all the beauty I saw...including the woman whose life He had put back together...and I would hear Him say "Behold my handy work!"

It was so much more than I ever imagined even possible. I loved to talk about flowers. Their

very special attributes, such as their nodding heads or their diminutive nature. Oh, they were all so special to me, but finding other people that wanted to talk about flowers? I always assumed things like that would be too frivolous for anyone to take time out of their busy day to indulge in. Does God give us the desires of our heart? Make no mistake.

You have become more than customers to us - you have become friends. We laughed with you when you had joy to share and cried with you when you hurt. You made it possible - you are Heard's Gardens and you blessed us. I know I speak for all of us when I say "Thank you." Thank you for standing by us when conditions were less than ideal. Thank you for your loyalty and friendship. Thank you.

I always knew our crew was special - we were more like family than co-workers, but I never knew how special until June of 2000 when I was diagnosed with colon cancer. They were right by my side throughout the ordeal and without a word of complaint they took on the additional workload and kept the place running without ever missing a beat. To the public it looked like business as usual, but it was not. They have carried the store for two years. As my strength has slipped away from me, they became the "wind beneath my wings" quietly holding me up so that I could be the one to fly. There are no words that I can find that would adequately say thank you to them. We had all hoped that this thing would have run its course and allowed me to bounce back, but it has not. Though there are still many more gardens in my heart that have to be planted - the body is calling for rest. Saying good-bye is the hardest thing I have ever had to do.

Once again,
Thank you and God bless,
Mary Lou

Ed: Heard's Country Garden officially closed in the Summer of 2002 after a lively and much-attended sale and send off. After spending the summer with her family, Mary Lou Heard left us on September 18, 2002. She was 57 years young.

Sticky Notes:

Visits us on the web at:
heardsgardentour.com

"My garden is my most beautiful masterpiece." -Claude Monet

Planning Your Tour

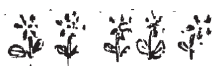
The gardens will be open from 10am-5pm, rain or shine. Gardens are listed by number in geographical order from furthest North to furthest South. Find the gardens that most speak to your heart. If one is not to your taste, then please move on to another. Others surely will surprise and inspire. Remember, some gardens are designated either Saturday or Sunday, and many are open both days. To get a preview, see our website: www.heardsgardentour.com. The "Gardens" page offers photos of all the gardens, as well as a description for your convenience as you plan your tour. Enjoy your adventure!!!

Access = ♿

Description Key -

C - Cottage / F - Fairy Garden
 AI - Asian Inspired / SD - Summer Dry (i.e. Drought Tolerant)
 / BW - Butterfly & Wildlife
 EC - Eclectic / ED - Edible / T - Tropical
 M - Mediterranean / OL - Outdoor Living

At each garden, please see our DONATION JARS which have lovingly been hand decorated by the children of The Sheepfold--yep, they should be easy to find!!!



1. Ali & Darrell Barrett
 434 W. 31st Street
 Long Beach 90806
 Open: Saturday Only
 Access: 20%
 New-EC/C/T/OL/BW

This garden is not just composed of plants and flowers - fire, water and salvaged treasures play an important role here. Countless birds, butterflies, and occasional nocturnal visitors also make their presence known.

The garden views from many vignettes and seating opportunities offer several different perspectives. The front entry porch has been transformed into a comfortable garden room for relaxation and alfresco dining. A nearby pond resides under a very unique climbing fig. Boulders, stones, cobbles and pebbles

collected during travels over the years thread the garden together. An outdoor shower under a vine-covered arbor offers the ultimate experience of being one with nature. Thirteen salvaged chandeliers and three fire pits, along with other lighting elements transform the garden at dusk.

This very eclectic garden makes use of every nook and cranny. It packs a punch-beautifully proving that creating a garden in a small space can be done! Enjoy your visit.

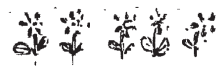


2. Sonia Savoulian
 3355 Lemon Avenue
 Signal Hill 90755
 Open: Saturday Only
 Access: 100%
 SD

Reflecting the historic character of her nearly 100 year old Spanish Revival home, Sonia's garden is perfectly suited for our Southern California climate.

Seven years ago, the front lawn was removed to be replaced with a decomposed granite island and a dry creek bed. In the back yard, a small lawn remains that is paired with another DG island surrounded by drought tolerant plants. The landscape blends together native plants, succulents, cacti, and low-water shrubs and trees which fill the yard with colorful blooms throughout the year. Late winter begins with pink blossoms on the redbud trees. Spring brings cascades of orange California poppies. Several plants bring pops of purple blooms from Spring through until Fall. Cactus and succulent flowers do their part to add to this floral chorus.

Adding their own splashes of color and interest is a large collection of Talavera planters, varieties of butterflies and even some canines. Come step inside Sonia's inviting and colorful palette.



3. Phillip W. Harris, Ph.D.
 12560 Kenobi Ct.
 Cerritos 90703
 Open: Saturday Only
 Access: Front 100%
 & Rear 50%
 EC/F

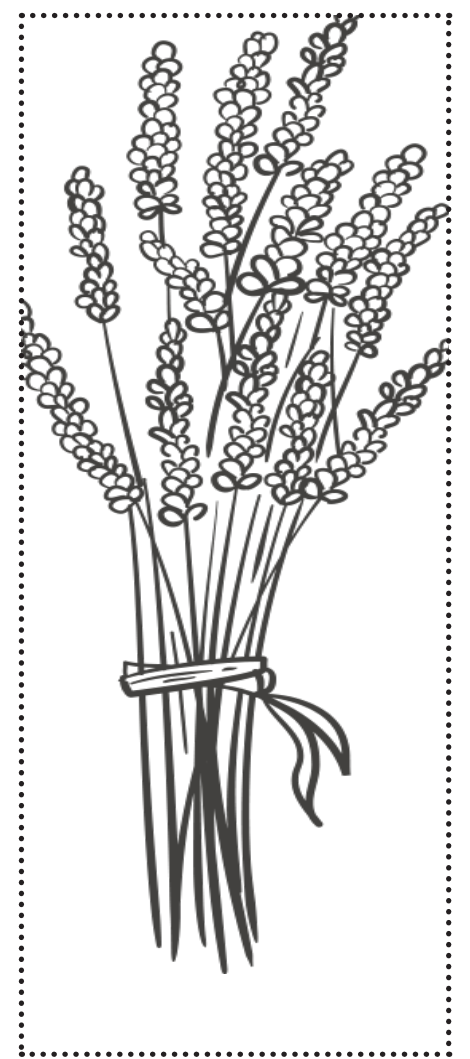
You may arrive at this whimsical garden as a stress-filled adult, but you will probably leave as a carefree child. Nick Federoff of Things Green calls this gardener the "Plant Whisperer". The creeping fig-covered, English-Tudor manor overlooks a front yard that boasts an enchanting, scaled hobbit village with several water features and is dappled with many salvias and English perennials. Faces on the cultured stone walls follow you down a cobbled path that leads you to a fantasy rear yard that continues the whimsical themes. Notice the "tree people" on your way to meander over the bridge of a large waterfall in your quest to discover why a baby bear is peeking into an open window. A look at all the faces on the walls and trees leads one to wonder, "What could they be thinking?!?" This 13-time grand-prize winner of the Cerritos "City Wide Pride" has been showcased several times on PBS and has been shown on local cable's "These Curious Times". In addition to being used as a backdrop for several television spots and news features, Huell Howser of California's Gold fame filmed this home and garden. Not to be missed! Bring a camera and the sense of wonder from that little child still within you.



4. Bill & Majella Maas
 12062 Foster Rd.
 Rossmore 90720
 Open: Saturday & Sunday
 Access: 80%
 ED/EC

"Rust Has a Home" is a suburban setting for fruit trees, herbs, and flowers which are the incidental backdrop for the gardener's many collections. Galvanized treasures and found objects are displayed with whimsy and prominence. Shovels, old wire gates, and salvaged chairs that

mingle in the plantings are all props and focal points within this limited palette of pink, purple, and white. Cobalt blue bottles and an army of vintage trowels encircle the flower beds. A newer area, "The Camino Garden," was added to remember and reflect on the gardener's pilgrimage across Northern Spain. Custom designed stacked stone benches, Camino symbols, and a water feature recreate, "the way" to Santiago.



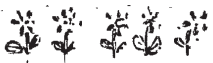
5. Gregg Deems
 12321 Casper St.
 Garden Grove 92845
 Open: Saturday & Sunday
 Access: 90%
 C/OL

This garden is a living tribute to Gregg's mom, Rosie Deems. She was an avid gardener who enjoyed flowers-especially roses. Enter through an arch of pink Eden roses and a white picket fence covered with Iceberg and Sombreuil roses. A curved walkway leads to a water fountain and a colorful display of hollyhocks, foxgloves, delphiniums, camellias, and impatiens flanking the front door. The pergola provides a lovely view of the rose and iris gardens. As you stroll toward the gardens in the back; you pass a climbing white Eden rose,

"A garden is a grand teacher. It teaches patience and careful watchfulness." - Gertrude Jekyll

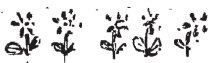


camellias, dahlias, larkspur, cup & saucer, and other colorful perennials. Continue to walk into the side yard and pass through another rose covered arbor near a bed of iris and alstroemeria. A favorite place where hummingbirds flutter on their way to visit the stephanotis at the water feature. If you linger near the fuchsia baskets, a deep breath will bring you the delicate fragrance of sweet peas. The covered patio is ready to entertain and overlooks the centerpiece of the rose garden—a three-tiered fountain with two sweet pea towers. Feel free to travel the path shaded by a large avocado tree and discover the gazebo and many other flowers to treat your camera to.



Join us in welcoming our Pet Plant of the Year-LAVENDER!

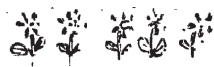
Sprinkled throughout this issue, you will find our friend LAVENDER. From quotes, to home uses, to recipes and pictures, keep your eye out for this versatile, violet-hued, vibrantly-scented, & valued member of many a garden.



6. Ron, Ryan & Martha Heiman
9372 Hillview Road
Anaheim 92804
Open: Saturday & Sunday
Access: 75%
ED/OL/T/SD/BW

Come and see how an old tennis court was converted into 5 distinctive gardens. They are a Certified Wildlife Habitat home and an Official Monarch Butterfly Way Station. Gardens include; Italian, Drought-tolerant, Grassy Amphitheater, Tropical, and Fruit Orchard—all in a relaxing place to visit and linger. You'll meet numerous whimsical characters such as Bella Boulder Belly peeking out

from a canopy in the Tropical Garden and Senor Rustio playing an accordion for you at the pool. Wandering from front to back, you will see over 350 trees and countless plants from many different parts of the world. View the cycads ranging from South Africa to the South Pacific, Fishtail Palms from Thailand, and many cacti native to the Southwest. It is something special when even the wildlife finds this a great place to visit; like our winged friends the cooper's hawks, barn owls, generations of Anna's hummingbirds and even a pair of pin-tailed whydahs. Great believers in recycling, the Heimans catch rainwater in barrels to water their gardens. The cement that once surrounded the tennis court has become planters and the asphalt from the court became a hill in the Tropical Garden.



Lavender in the Yard:
A natural way to repel unwanted insects!

Many insects do not enjoy the smell of lavender, which makes it a great natural repellent. Place lavender tied bouquets around your house to help keep flies out. Plant it in sunny areas of the garden or near your home's entryways to help keep these areas pest-free. You can also use oil extracted from the flowers as a natural mosquito repellent.



7. Alana Fugnetti
5500 Paseo Joaquin
Yorba Linda 92886
Open: Saturday Only
Access: 75%
C/M/OL/SD/BW

Welcome back to this garden tour gem! This enchanting garden features a formal front yard with a brick patio, beautifully complemented by California native plantings. A charming brick path guides you to the backyard, where Mediterranean and native garden influences come together in harmony.

Relax in an informal seating area by the fire pit, surrounded by lush, overgrown

plants that create a cozy, secluded atmosphere. As you stroll further, you'll find more formal seating adorned with elegant teak and Polywood, set against a backdrop of delightful cottage plantings.

Keep an eye out for playful bunnies and serene water features along the way. A pass through the pool area leads to a spiral staircase, bringing you to the upper level, where 45-year-old trees stand tall on one side, while lavender and succulents thrive on the other.

Don't miss the hidden patio up top—a perfect spot for a peaceful nap or a moment of tranquility amidst the beauty that surrounds you.

Editor's Note: This one is a MUST SEE with a one-of-a-kind upper deck that has to be seen to be believed!

Every dollar counts (lose change too!!!), please dig deep and as generously as you are able. Checks accepted, and you may use Paypal at: heardsgardentour.com



8. Tom & Ylanda Bass
5160 Via Carretas
Yorba Linda 92886
Open: Saturday Only
Access: 50%
C/OL/BW

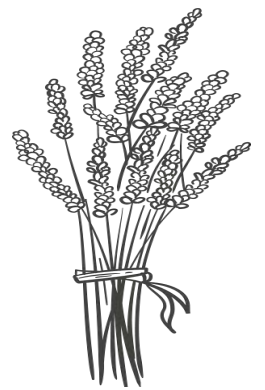
The inspiration for this garden was to create a place that felt like a peaceful retreat. Large trees in the yard limited the sunny areas, so every possible sunny area was used to grow garden roses, as well as fragrant flowers and flowering bushes that attract hummingbirds and butterflies. Even the pool was created to look like a large pond where ivy and bushes overrun it a bit. Fountains attract birds and birdhouses have been homes to blue birds and wrens for many years. The back part of the yard has a long stream that is a favorite place to host many gatherings and even a wedding with family and friends. A metal arbor growing a rose and a small gazebo over a fountain are treasured pieces from Mary Lov Heard's Nursery. The small pink greenhouse is a place to relax, enjoy nature, and to grow seedlings.

Editor's Note: This charming, MUST SEE garden has something for everyone!



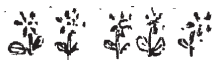
9. Chris Hurley
5739 E. San Juan Drive
Orange 92869
Open: Saturday & Sunday
Access: 90%
SD/T

After having the dried-out lawn removed and replaced with an array of drought tolerant foliage, the owner of this property found the selection to be a bit - boring. The last few years have been spent replacing these average plants with their more exotic succulent cousins. Cut to today and this garden is anything but boring and is instead filled with succulents that you may have never seen before. "The more unusual the better" is the way this gardener looks at it. There is even a little pocket in this fabric of summer dry- the entryway that houses a water feature and traditionally indoor plants that lend this area a tropical feel. This entire garden has definitely gone through a total transformation.



DON'T FORGET TO "LIKE" US
ON: FACEBOOK
facebook.com/marylouheardmemorialgardentour



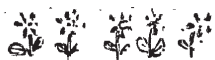


10. Linda Gartner
5504 E. Valencia Drive
Orange 92869
Open: Saturday Only
Access: 100%

C

A traditional white picket fence frames the large front yard and supports abundant annuals and perennials. Window boxes overflow, framing the front windows that can be seen through flowering shrubs and flowers. A boxwood hedge lines the front side yard, where you can find comfy seating and crepe myrtles that provide shade for daffodils and pots of annuals. A large sycamore, azaleas, violets, and mature camellias add to the ambiance. The sprawling front garden is a thriving sanctuary for Monarch butterflies and bluebirds, a joy to see amid the stunning spring display. Espaliered apple trees will lead you through a rose laden arbor. Eden climbing roses, clematis vines and baskets surround a patio laced with wisteria, roses, azaleas, and ferns. Annuals and perennials border the entire backyard and provide a beautiful and restful setting. The gardener invites you to come and enjoy and hopes this labor of love will delight and inspire you. She also offers much thanks to her long-time friend, Sharon, for her help in getting ready for the tour.

Editor's Note: This garden belongs to one of our featured, cover story gardeners. Trust me, this "cover girl" beauty is a MUST SEE!



Aunt Flora's Tip for cooking with LAVENDER:

Use culinary grade lavender, which is safe for consumption and free of pesticides.



CLASSIC LAVENDER SIMPLE SYRUP

Recipe:

Use 1-3 tbsp. for hot tea, iced tea or coffee

Ingredients:

1 c. water

1 c. granulated sugar

2-3 tbsp. dried culinary-grade lavender buds

Optional: 1/4 tsp vanilla extract or a squeeze of lemon juice.

Combine the water, sugar, and lavender buds in a saucepan, and heat over medium heat, stirring frequently, until the sugar completely dissolves.


Bring the mixture to a gentle simmer (do not bring it to a hard boil), remove pan from the heat.

Steep the hot syrup in a covered pot and let it infuse for 20-30 minutes (or longer).

Strain the syrup through a fine-mesh strainer into a clean glass jar or bottle.

Discard the buds.

Cool the syrup completely before sealing the container and storing it in the refrigerator for up to 1 month.




11. Gary Sosenko & Doug Reaney
3512 E. Baron Court
Orange 92869
Near Prospect St. & Walnut Ave.
(Gate Code: 052)
Open: Saturday & Sunday
Access: 40%
New-M/BW



Are you ready for some adventure right here in Orange County? Here's your opportunity to satisfy that pesky curious spirit of yours and explore an Egyptian themed marvel. It comes in the form of this one-of-a-kind backyard. You won't even need to update that oh so unflattering passport photo or go through customs! You will drive up to a modest home in a gated community that has "simple curb appeal". However, once you enter into the "unique" backyard you'll be transported into a beautiful Egyptian themed garden. It is highlighted with an Egyptian stylized pergola (their "temple") made of custom designed columns from which... waterfalls magically feed the seventy-foot stream (their "Nile")! This river meanders alongside Egyptian papyrus and other vegetation throughout the entire garden.

If the Egyptian gods aren't pleased, they may even use their powers to turn the "Nile" into a dry riverbed! Well, OK... actually the hosts will just flip a switch. Then watch as all the water disappears into an underground water collection system that leaves the oasis garden safe for grandchildren to play in. Please, stop by and enjoy Gary & Doug's Egyptian garden!



12. Roselyn & John Dear
12371 Zig Zag Way
Tustin 92780
Open: Saturday Only
Access: 65%
SD

After periods of severe drought conditions, the homeowners replaced most of their landscape plants with arid-adapted plants over the course of several years. The garden features a variety of succulents arranged over many landscaped beds. Many of the plants are labeled, making it feel as if you are walking through an exhibit. The abundance of pathways provide access to most areas of the garden. An

arroyo in the front garden not only mimics a natural desert drainage-way, but is functional, as well. A variety of wildlife find areas of the garden suitable as their natural habitat. The garden was recently showcased on PBS and was a winner of the 2019 Roger's Gardens California Friendly Garden contest.



13. Nena Niessen
2031 N. Ross Street
Santa Ana 92706
Open: Saturday Only
Not wheelchair accessible
C/OL/ED

The style of the garden at this Tudor Revival house is relaxed with the intent to get you to spend some time out in nature. A place where you can get lost in your thoughts while admiring the visit of many birds looking for food. The garden includes many different pathways that invite you to keep exploring. You will see formal hedges, drought-tolerant plantings, ferns, roses and camellias as you make your way through arbors and tree-lined and shaded passages. Don't forget the edible area where you will find fruit trees and raised beds for vegetables.

Editor's Note: Do yourself a favor and step into this lush and verdant stunner of a garden! This one is a MUST SEE!



14. Nick Gillespie & Johnny B. Hicks
2203 N. Flower Street
Santa Ana 92706
Open: Saturday & Sunday
Access: 75%
New-C/EC/OL

This Garden began in 2017 when Nick and his partner bought the property. Nick's passion for gardening began when he was 12 years old, sparked by the mentorship of his dear friend Sharon Neely. Sharon was a Master Gardener and a member of the Mary Lou Heard Foundation. In the yard you will find an impressive collection of plants from many different



regions and a variety of temperaments which is why this entire property is watered BY HAND. Succulents may sit right beside thirstier flowers, but their carefully planned soil compositions ensure that each one gets the right amount of moisture- or lack thereof!

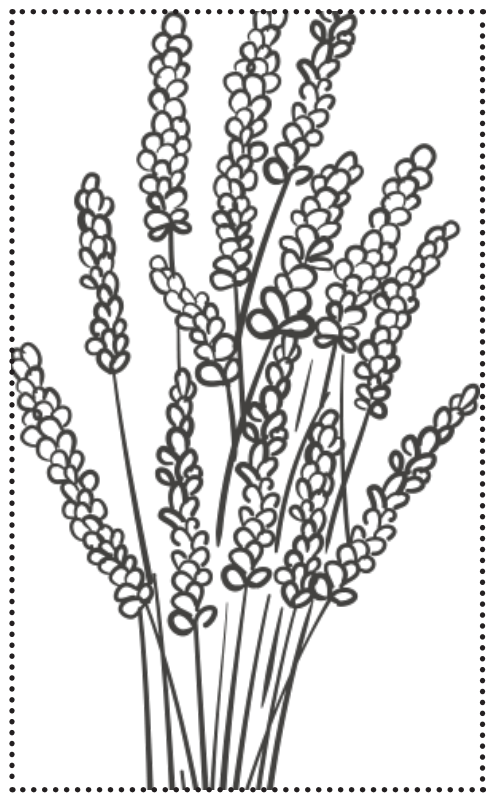
Hundreds of terra cotta pots have been thoughtfully placed in the garden. These pots add dimension, height and personality to the yard and have the bottoms removed to allow for the roots to reach the earth. This combination of plants, flowers (many grown from seeds and bulbs), succulents, pots and hanging baskets make this yard very unique and fun to tour.

Each season brings new eye candy. In Spring, the roses and poppies burst into bloom. In the Summer, the garden is alive with bright colors from zinnias, cosmos, verbena and sunflowers. As Fall arrives, roses and dahlias usually give one last flush of blooms. Come Winter (when many of the plants are resting or without leaves and the flowers are gone) the succulents take the show with their most vibrant colors from the cold nights. No matter the time of year, there's always something beautiful to see or something delicious to smell.

Editor's Note: Treat yourself to this New-to-the Tour garden that's sure to delight your senses. This riot of color is a MUST SEE!

Sticky Notes:

This English Tudor home was built in 1929. When you visit today you will see a much different front & back yard than when it was purchased in 1990 (make sure to ask to see the before pictures!). When you walk up the cottage-style paved driveway be sure not to miss the staghorn fern that is growing outside the kitchen window. This is one of many staghorn ferns that can be found throughout the property. The largest of the collection is in the back yard up in the ficus tree. Originally the backyard had only an orange tree and a bougainvillea bush, nothing more! As you will see, it is quite different now with the white picket fences, a stand-alone brick patio, a pergola, recycled windows and a water fountain. Hung on the walls and stuck up in the trees are several varieties of Tillandsias & Bromeliads. Their newest "baby" in the front yard is the Mayten Tree that resembles a weeping willow and was very difficult to find. This garden continues to bring the Simons' so much joy and they are happy to be sharing it with you.



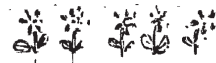
Welcome to a peaceful corner of the world: The Velez Jungle House!

This garden will be celebrating its 64th anniversary with you.

Ralph J Velez II started planting in 1962. When you come today, you will see many specimens of palm trees, as well as unusual plants and flowers from around the world. Many are labeled with the year they were planted, the size of container it was, and the botanical name.

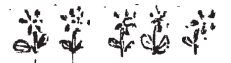
There is a section called the California Rainforest. This is an enclosed greenhouse that's 18 feet high growing plants from the tropical regions of the world with higher humidity and heat.

Editor's Note: This UNIQUE garden was featured on the television program "Visiting with Hvell Howser". The link can be found at: TheVelezJungleHouse.com.



17. Kye & Elena Osti
925 Coastline Drive
Seal Beach 90740
Open: Saturday Only
Access: 100%
SD/T/O/L

Elena & Kye's garden is composed of succulents and a mixture of tropical plants including colorful bromeliads, 40-something pineapple plants & plumerias in different colors. All of the plants have been chosen to add a variety of color and bring out the beauty of the yard. The gardeners created a low-maintenance front & back yard with a focus on today's need for more water in the world. The property is made up of 3 different garden rooms, with each flowing into the other as if you were someplace else in the world. The front area is loaded with succulents that make you want to stop and view, but when walking into the courtyards, most people say, "This is not what I expected to see." A guest once shared a wonderful comment with the Osti family. She said, "The yard is beautifully staged in a relaxing way & feels like a yoga mat is going to fly out where I can do yoga." Come enjoy the gardens in this tranquil paradise and be on the lookout for all of the Buddhas in this serene yard.



BLUEBERRY LAVENDER
JAM

Recipe:

Ingredients:

5 c. blueberries

3 c. sugar

1/3 c. lemon juice

1 & 1/2 tbsp. Culinary Lavender

1/4 c. powdered pectin

Prepare 8 (4 oz.) mason jars in canning pot.

Combine sugar and lavender in a food processor and pulse to break up the flowers.

Put blueberries in a large pot and crush well.

Add pectin to crushed blueberries and stir to combine.

Add lemon juice to blueberries, combine, and bring to a boil, stirring occasionally. Add lavender & sugar all at once and stir until completely dissolved.

Return to a rolling boil and let it boil HARD for 60 - 90 seconds, stirring constantly.

Reduce heat and let the jam simmer for 20 - 25 minutes until it reaches gel stage.

Remove the jars from the water, scoop jam into a warm jar leaving 1/4" of space at the top.

Place warm lids on & screw the rings to "finger tip tight".

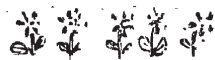
Place jars into canning pot. Make sure water covers the jars by 2 inches.

Bring water to a full boil. Boil for 10 - 12 minutes, then remove from water.



15. Randy & Tracy Simons
1310 N. Louise St
Santa Ana 92706
Open: Saturday & Sunday
Access: 80%
C/ED/O/L/F

16. Steve Velez
15461 Devonshire Circle
Westminster 92683
Open: Saturday & Sunday
Access: 90%
T



Poetic Interlude:
for you the faithful Tour Guide
Consumer. Your treat for
reaching the halfway mark of our
descriptions.

"My" Lavender by John Stainsby

I am looking at you in my tiny back
garden, planted when I first arrived at
this place I now call home.

The sight of the worker bees filling
their honey stomach from your
bountiful blooms fills me with joy.

Your beautiful hue brightens the
dreariest of days, and adds to the beauty
of the sunniest moments.

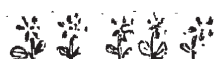
The smell of your flower carries me to
gentler, more peaceful places where my
mind can wander and return home in a
more rested state.

My pillow holds your scent that sends
my dreams beyond the worries of this
world and into the universe of calm.

The brush of my fingers brings forth
your fragrance and takes my thoughts
to a better place.

I planted you in this ground, and you
have grown strong and plentiful.

Thank you for planting these words in
me.



18. Ken & Theresa Anderson
15641 Toway Lane
Huntington Beach 92647
Open: Sunday Only
Access: 40%
C/M/ED

Welcome to Hedgehog Haven! Here
is a garden designed to welcome birds,
bees, butterflies and anything else
looking for food, shelter, or just a place
to sun themselves. This cross between
Mediterranean and cottage garden styles
includes green shrubs for structure,
herbaceous perennials, vegetable beds,
water features, a greenhouse, and a
variety of hidden surprises to discover.
Although hedgehogs are not native to
our country...if you see one, please
direct him to this garden!



19. Susan & Dave Datko
5121 Linda Circle
Huntington Beach 92649
Open: Saturday & Sunday
Access: 100%
EC/C/ED/OL

Step through the side gate and under
the large ficus tree into an eclectic
garden dominated by a massive mulberry
tree and a coral tree. Set on slightly
over a quarter acre, you'll find several
varieties of roses and an explosion of
colorful Peruvian lilies around the
property. Dave and Sue have also
incorporated several fruit trees into the
mix. Look for banana, mango, strawberry
guava, fig, and dwarf pomegranate
trees; as well as a 60-year-old orange
tree and a massive Granny Smith apple
tree. Look carefully because something
interesting lurks around every corner.
Succulents, cactuses, air plants,
orchids, bougainvillea and much more can
be found on the sprawling, park-like
grounds.



FOLLOW US ON: INSTAGRAM
@marylovheardmemorialgardentour



20. Doreen & Keith Kushner
17202 Cobra Lane
Huntington Beach 92647
Open: Saturday Only
Accessible except for a 4" step
SD/EC

This is truly a personal work of
art. Every pattern is created with
thousands of cuttings individually
placed, like the strokes of a brush. The
front yard includes a small lawn with
a curving border beyond which are
thousands of jade cuttings of various
shades of red, yellow, and green; four
types of mature palm trees; succulents
& cacti of diverse colors and textures;
asparagus ferns; sticks on fire;

variegated shrubs; and other water-
friendly plants. In the back, there is no
grass. Instead, you will find a succulent
paradise with many varieties of cactus,
echeveria, aloe, lithops, euphorbia,
baby toes, graptopetalum, haworthia,
kalanchoe, pachyphytum, sansevieria,
sedum, sempervivum, senecio, stapelia,
split rock, agave, and more! There are
inventive handmade planters and two
seating areas upon river rock which are
bounded by a wandering flagstone path
extending to the side of the house and
the rear of the yard. There are treasure
boxes and ribbons of succulents, each
telling its own story. At the base of
a mature ficus tree is a large octopus
rendering with carefully placed stones
of alternating colors. Finally, silver carpet
and attic treasures dot the yard, adding
areas of interest everywhere. Guests
of past tours have been overheard
saying, "Holy smoke", "Wow, look
at that!" and "So creative".



21. Ron & Claudia Bitzer
6892 Rook Drive
Huntington Beach 92647
Open: Saturday Only
Access: 100% front yard and
20% back yard due to gravel
bordered cement pads.
BW/SD/ED/M/OL

The Bitzers love entertaining, but
their house is a small Cal Classic. The
solution came in the form of Bitzer's
outdoor paradise. Welcome to their
renovation! The front and back yards
are filled with California native and
Mediterranean inspired landscaping.
The backyard features three areas:
a shaded lounge bordered by bamboo
and olive trees, a dining area under the
50+ year old Valencia orange tree,
and a sitting area accented with local
desert flora. Three garden beds provide
nutritious, organic vegetables and herbs
year-round. Edible nopal (cactus), lime,
mandarin orange and lemon trees line
the side yard. The front yard is a butterfly
and hummingbird sanctuary centered
around a towering Long John Grevelia.
The Bitzers invite you in. Bienvenidos!
Willkommen! Welcome!



Sticky Notes:



22. AJ & Barbara Wilson
5482 Maryport Drive
Huntington Beach 92649
Open: Saturday & Sunday
Access: 50%
C

Inhale the powerful scent of an
abundance of sweet peas that adorn the
gardens of this large corner lot. Once
you enter through the side gate into
the shaded covered side patio, notice the
preponderance of blues, birds, birdhouses,
and birdcages. A few homes off the
Bolsa Chica Wetlands, sea breezes
drift across the ocean, the beach, the
wetlands and into this cool shady spot
adorned with coleus, ferns, succulents
and avian memorabilia. Stroll through
into the backyard for more of the same,
an English Country Garden with more
species of flowers than you can count.
This hummingbird haven is a visiting spot
and nesting area for large numbers of
hummers. Originally started 35 years
ago with this in mind, numerous varieties

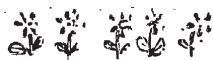


of salvias, pentas, abutilon, mallow and larkspur dot the front and backyards. Not to be missed is the Pretty in Pink Memorial "Grandma's Garden" corner complete with an old-fashioned rose suggested by Mary Lov herself.



23. Shannon Silveria-Mohr
19781 Scenic Bay
Huntington Beach 92648
Open: Saturday & Sunday
Access: 90%
C/ED

Tucked away just a mile from the beach, lies a magical property featuring four gardens. The front garden is a delightful tapestry of herbs, flowers, and vegetables. As you step through the gate, a fragrant jasmine wall greets you. It is bordered by strawberries and complimented by iron bistro furniture—a perfect place for sipping tea. The jasmine wall meanders along the side of the house, creating a space for gathering with friends and family under twinkling bistro lights, surrounded by fragrant lemon trees. Turn the corner and as you step into the backyard, you'll be in a floral haven where all sorts of blossoms spring forth from seeds and bulbs. Garden boxes brim with fresh vegetables, while the air is sweetened by the gentle scent of sweet peas climbing their trellises. In one corner, a whimsical greenhouse nestled beside an orange tree beckons you. Be prepared to leave "The Flower Cottage" with a heart full of inspiration.



LAVENDER JELLY

Recipe:

Ingredients:
3-1/2 c. water
1/2 c. dried culinary lavender
juice of 1 lemon
1.75 oz. box powdered pectin
4 c. sugar

In large pot, bring water to boil. Remove

from heat and stir in dried lavender. Cover and steep for 30 min.

Strain mixture in fine mesh strainer into pot, discard flowers.

Stir in lemon juice & pectin, continue stirring until pectin is dissolved.

Bring mixture to hard rolling boil, that cannot be stirred down.

Add sugar.

Return jelly solution to hard rolling boil, let boil for 2-4 minutes, stirring occasionally.

Test jelly for thickness, if needed add 1 teaspoon more pectin.

After boiling transfer jelly into hot sterilized jars, fill them to within 1/4" of top, add lids, & ring cover. Process in water bath for 10 min.

Makes five 1/2 pint jars.

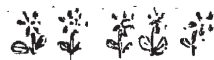


24. Jennifer & Steve McInteer
9681 Flounder Drive
Huntington Beach 92646
Open: Saturday & Sunday
Access: 50%
C/EC

A crowded cottage garden filled with flea market finds and custom welding by the hubby. This moon garden - which means white flowers only - has a tendency to cheat with a little purple and pink, while still retaining its sense of peace and calm. The famous mulberry tree shades the front yard, and begonia filled birdcages adorn the backyard. Cement statuary (aka "The Fat Kids") are everywhere, dressed in their best rhinestones. The backyard was completely redone in 2021 and includes a folly, a walk thru rose arbor, and a greenhouse. The garden room will be open and is a feast for the eyes of all maximalists. If you love stuff, this garden is for you!



DON'T FORGET TO CHECK US
OUT ON YOUTUBE
@Mary Lov Heard Garden Tour



25. Vicki Sakioka
964 Presidio Drive
Costa Mesa 92626
Open: Saturday & Sunday
Not Wheelchair Accessible
C/EC/OL

The front garden welcomes you with elements of an English garden. Enter the courtyard through peeling shutters into a romantic cottage garden retreat. Vicki's Secret Garden is a living love letter to beauty, nostalgia, and the joy of outdoor living. This enchanting landscape centers around an outdoor living room framed by an earthy, green pergola & custom used brick fireplace. The sound of fountains crafted from architectural pieces invites you to linger. Rusted gates and arbors overflow with the charm and fragrance of David Austin roses—their blooms interwoven with clematis, lush perennials and heirloom favorites. Make your way to the rear garden where you'll be surrounded by more climbing roses while you enjoy the charming guest cottage and inviting dining areas of this feminine wonderland. Every corner reveals a new surprise with curated vintage finds collected over years of visits to flea markets & antique malls. Timeworn treasures and artful touches lend character and soul to the scene. Each piece is thoughtfully placed to compliment the garden's timeless beauty. The result is a space that feels both lovingly tended and effortlessly nostalgic—a true celebration of artistry, history, and this gardener's magic touch. It's no wonder, this garden has been a guest favorite in past Mary Lov Heard Memorial Garden Tours.

Editor's Note: So excited to have this fan favorite back on the tour! Get swept up in the cottage romance of this "cover girl" beauty. She is a MUST SEE!



26. Miriam Johnson & Bob
Ledbetter
1852 Pennington Ave.
Tustin 92780
Open: Saturday & Sunday
Access: 90%
C/ED/OL

Many healing visits to Mary Lov at the original "Heard's" site inspired this gardener's backyard cottage garden. Meander through the rose-covered garden gate past the little greenhouse made from old windows. Children will appreciate the Dutch door entrance to the cottage playhouse built by the gardener herself, while adults can sit and enjoy a tiny cup of tea. Scent seekers will enjoy the many touchables like rosemary, bay leaves, peppermint, lime geraniums, sage, basil, parsley, lavender, and lots of tomatoes that are tucked amid pathways lined with sky-high hollyhocks, sunflowers, and cabbage roses. Don't miss the giant staghorn ferns, the outdoor compost pile, and an espaliered Asian Pear as you wander past trickling fountains to the secret gate exit. If you are here on Sunday, then be sure to walk across the street to visit neighbor Michelle Bates' garden too! It's a "Two for One" in this neighborhood—one parking spot, two gardens!



LAVENDER SHORTBREAD COOKIES

Recipe:

Ingredients:
1 -1/2 c. butter, softened
2/3 c. white sugar
1/4 c. sifted confectioners' sugar
2 tsp. culinary lavender
1 tsp. chopped fresh mint leaves
1 teaspoon lemon zest
2 -1/2 c. all-purpose flour
1/2 c. cornstarch
1/4 teaspoon salt.

Cream together the butter, white sugar and confectioners' sugar until light and fluffy.

Mix in the lavender, mint and lemon zest.



Combine the flour, cornstarch and salt; mix into the batter until well blended.

Divide dough into two balls, wrap in plastic wrap and flatten to about 1 inch thick.

Refrigerate until firm, for about 1 hour.

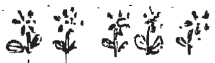
Preheat the oven to 325 degrees F.

On a lightly floured surface, roll the dough out to 1/4-inch thickness.

Cut into shapes with cookie cutters. Sprinkle with Purple sugar.

Place on cookie sheets.

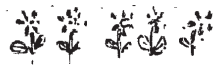
Bake for 18 to 20 minutes in the preheated oven, just until cookies begin to brown at the edges.



27. Michelle Bates
14821 Ridgeboro Place
Tustin 92780
Open: Sunday Only
Access: 75%
C/O/L/E/D

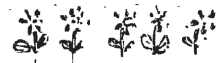
A few years ago, the city offered a rebate to homeowners to "water-wise" their yards by removing half of their lawn, replacing old sprinklers with low water efficiency sprinklers, and using drip irrigation. After 30 years of always wanting to landscape their front lawn, this was the Bates' perfect opportunity to do just that, as well as make their backyard water wise. Michelle planned everything from laying out the design, to picking out the water wise plants, to choosing the color scheme, and installing outdoor lighting. She had the contractor do the work, but Michelle placed every plant and tree where she liked it. The Bates' backyard is like a little piece of Mother Nature--a place to enjoy all of nature's splendor and beauty. Michelle has created her own country garden with several fruit trees and berry bushes. She loves making delicious jams with the fruit and cooking with the vegetables and herbs she grows. The garden expresses Michelle's love for horses, her enjoyment of watching birds, and her imagination, as seen in the little

fantasy of her miniature gardens. Now be sure to walk across the street to visit neighbor Miriam Johnson's garden too! It's a "Two for One" in this neighborhood--one parking spot, two gardens!



28. Gina Fu
55 Blazewood
Foothill Ranch 92610
Open: Saturday Only
Access: 80%
C

Welcome back to this returning beauty! Gina's charming garden will soothe your mind and soul! The fabulous perfume of the Michelia alba x Champaca tree will impress your senses on your first sight of the front garden. As you walk into the front courtyard, you will breathe in the sweet scents of jasmine trailing across the patio cover, while Eden roses will greet you with a smile. You will need to go through the garage to see the enchanted garden in the backyard. On the right side, you will see a most loved guava fruit tree, growing beside camellia, indigo mini angel trumpet, along with a mini fairy garden in a charming bird cage. Walk on under another patio covered with pretty, peach-colored Polka climbing roses, a Strawberry Hill rose, wisteria, hydrangeas, and a First Love gardenia. The rear garden opens up with a blooming lilac tree, Princess Alexandra of Kent roses, irises, clematis, Brazilian Sky flowers, lavender, foxglove, and jujubes, as well as orange & kumquat trees. Feel free to walk on the intricate pathway of stones that this dedicated gardener lovingly created 8 years ago with her own hands! Gina invites you to come to explore God's creation, enjoy the sight of the colorful plants, delight in the smell of flowers in bloom, and relax to the sounds of waterfalls and joyful music.



LAVENDER BUTTERMILK SCONES

Recipe:

Ingredients:

2 c. all-purpose flour
1/2 c. white sugar
2-1/2 teaspoon baking powder
1/2 teaspoon salt
2 teaspoons lemon zest
2 teaspoons dried culinary lavender
1/2 c. buttermilk, plus 2 tbsp. for brushing and 2 tbsp. as needed
1/2 c. unsalted FROZEN butter
1 large egg
1-1/2 teaspoon Pure vanilla extract

Optional: Purple coarse sugar for topping

Whisk flour, sugar, baking powder, lavender, lemon zest, and salt together.

Grate the frozen butter.

Add it to the flour mixture and combine with a pastry cutter, until the mixture comes together in pea-sized crumbs.

Place it in the refrigerator or freezer as you mix the wet ingredients together.

Whisk 1/2 c. buttermilk, egg, & vanilla together, then drizzle over the flour mixture, mix together.

To make triangle scones: Pour onto the counter and, with floured hands, work dough into a ball. Dough will be sticky. If it's too sticky, add a little more flour. If it is too dry, add 1 tbsp. Buttermilk.

Press into an 8-inch disc and, with a sharp knife cut into 8 wedges.

For smaller scones, press dough into two 5-inch discs and cut each into 8 wedges.

Brush scones with remaining buttermilk, for extra crunch, sprinkle with coarse sugar.

Place scones on a lined baking sheet 2-3 inches apart and refrigerate for at least 15 minutes.

Bake at 400 degrees F, 18 - 26 min. or until golden brown.

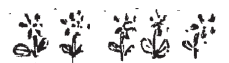
LEMON LAVENDER ICING:

3 tbsp. heavy cream
1 teaspoon dried culinary lavender
1 tbsp lemon juice
and 1-1/4 c. confectioner's sugar.

Simmer lavender on low heat in milk and let steep 15 min. Strain milk, and discard lavender. Cool and whisk in the remaining ingredients.

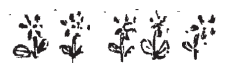
Drizzle icing over warm scones.

Every dollar counts (lose change too!!!), please dig deep and as generously as you are able. Checks accepted, and you may use Paypal at: heardsgardentour.com



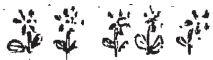
29. Dan & Kathie Wickham
1 Los Pioneros
Rancho Santa Margarita 92688
Open: Saturday & Sunday
Access: 75%
BW/SD/ED/F/OL

The Wickhams bought their newly built home 39 years ago...and the gardening has never stopped! The yard has many elements: shade trees, fruit trees, a vegetable garden, mini gardens, and a cactus and succulent collection. In the middle of it all is a log cabin that was added a few years ago. Their desert tortoises named Myrtle and Buddy sometimes "help" by trimming newly added bedding plants! The garden is designed to be a peaceful place to relax while attracting butterflies, bees, and hummers. They would love to have you stop in and stay a while!



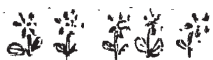
FOLLOW US ON: INSTAGRAM
@marylovheardmemorialgardentour





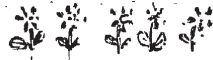
30. Cathy Rowe
32802 Meadowpark Lane
Trabuco Canyon 92679
Open: Saturday & Sunday
Access: 80 %
New-C/M/OL/ED

This European country garden has continued to evolve over the last 38 years. Cathy has studied gardening extensively in the UK, taking inspiration from her personal visits to famous cottage gardens; including those of Gertrude Jekyll, Christopher Lloyd, William Robinson, and Margery Fish. The garden combines the structure of hedges, boxwood and eugenia topiary, along with fruit trees—all softened with roses, hydrangeas, foxgloves & irises. This is a classic garden design with a dreamy canyon view. There is a small, organic kitchen garden, a front garden courtyard, and a good-sized potting area where you hear the crunch of pea gravel under your feet, as well as a large patio with a cooking island perfect for preparing an alfresco meal. This garden is truly a labor of love and perfect for outdoor California living.



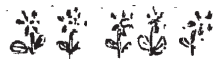
31. Elaine Larsen
23816 Coronel Drive
Mission Viejo 92691
Open: Saturday & Sunday
Access: 50 %
C/EC/OL

This is a garden you have to see. The cottage-style front intrigues you and your senses as to what is to come. Let your ears follow the music to the surprise that awaits you: a hidden paradise in the suburbs. Turn the corner and before you is a secluded garden with a 40-foot multi-pool waterfall tumbling down the slope. Everywhere you look there are charming gathering areas with quiet getaway spots and elevated decks to enjoy the view. The garden is filled with a multitude of flowering plants and spots of whimsy. Pots and baskets change with the seasons. The colors are not limited, and Mother Nature has contributed some of her own wishes. The music surrounds all of the greenery and it is your choice to pause and linger at a sunny spot to relax or a shaded area where you can read a good book while listening to the soothing sounds of the water. There is no reason to leave. You can find peace and contentment here.



32. Cindie & Bob Reilly
24432 Diamante
Mission Viejo 92692
Open: Saturday Only
Access: 100 %
C/F

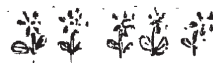
Welcome to the Reilly's Americana themed cottage style garden which has three separate garden areas for Cindie, Bob and their son Shaun's green thumbs to dig in. The very front consists of a small succulent and torch cactus garden, climbing red Mandevilla, and a climbing Red Eden rose as well as a Dynamite Red Crepe Myrtle amongst lavender, hydrangea and agapanthus. Come through the gate into the courtyard very quietly and you might be lucky enough to spy a fairy in the raised fairy garden village. Each year there is something new blooming along with the roses - it may be parrot tulips from Amsterdam, sweet peas, sunflowers, or hollyhocks all guarded by snail statues that were inherited from her mom's garden along with Cindie's collection of vintage watering cans. Come through the next gate and you'll find their rose gardens (two regular and one miniature) as well as more fairy communities starting at the seashore, through La Paws Dog Park, and ending in the Long Dog Campground. You'll also find several communities of gnomes at work and play. Keep your eyes peeled for Keep and Heinrich, as well as for the resident doxies, Belle and Chuck who keep their owner's garden free from those pesky squirrels and crows!



33. Susan Kouba
26381 Las Alturas
Laguna Hills 92653
Open: Saturday & Sunday
Access: 40 %
New-M/OL/T

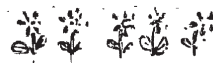
The inspiration for this garden was to create a harmonious and aesthetically pleasing outdoor space utilizing some design influences from the Mediterranean region. The landscaping in the front yard is formal with neatly trimmed evergreen junipers, an olive tree, fragrant jasmine, terracotta pots, and dwarf Italian Cypress trees. Calming sounds of flowing water from a nearby fountain lead you through a wrought iron gate into the backyard garden and onto a flagstone patio framed by a variety of evergreen plants. There you will find unique wall decor along with a small Catio for their cats! Ceramic bird and cat statues will catch your eye as you follow the meandering flagstone path leading through a tropical area with palm trees and giant birds of paradise. A tiered water fountain attracts many local birds to drink and bathe. Lounging, dining, and entertaining under the patio cover offers a

place to enjoy this peaceful garden sanctuary. Here you are surrounded by lion statuary, planter urns, and Mediterranean blue-hued pots filled with uniquely shaped and textured succulents. All while enjoying a view of the serene pool! Multiple benches and chairs are located throughout the yard, inviting you to sit and relax so you can connect to nature's beauty. Bird art and wall grills are strategically placed throughout the property. All these elements come together to create a resort-like outdoor oasis that invites inner peace and joy.



34. Mary Jane Fletcher
29581 Via Valverde
Laguna Niguel 92677
Open: Saturday & Sunday
Access: 90 %
C/SD/BW

Nestled into Southern Orange County suburbia is a Certified Wildlife Habitat that has been tamed. Walking along the right side of the house, past a shade garden and continuing on, you'll pass a young fern garden of maidenhair, mother, and rabbit's foot ferns. Then you'll see a peaceful terrace that overlooks a "natural" meadow featuring a manzanita tree, gaura and chondropetalum amid perennial grasses swaying in the wind. Just past the terrace is a more formal gravel garden of clipped boxwoods and an espaliered rose. Retracing your steps, you'll arrive at the front gate where a Buff Beauty climbing rose welcomes you into the strolling garden pathways. Its cottage garden plants, such as hydrangeas, roses, and penstemons are paired with an interesting mix of low-water plants like phormium, euphorbia, duranta and sephora, among others. If you arrive between 11:30 am and 1 pm there's a good chance that you'll be able to enjoy seeing butterflies playing in the strolling garden.



We would like to give a warm thank you to...

"Lavender: A flowering herb in the mint family with needlelike leaves and wooly purple blossoms whose soft, woody scent bridges the earthly and the eternal, soothing anxiety"
-Meg Donohue, The Memory Gardener

Lavender did such a lovely job of sprinkling these pages with taste and beauty. Maybe you have been inspired to plant some lavender, bake with some lavender, or put a new sachet of lavender in your drawer.



We told you there was more!

For you the faithful Tour Guide Consumer, a treat for reaching the last page of our descriptions. Now here is the compelling conclusion of the Featured Cover Story...

Continued from Page 1:

Please now allow us to introduce Vicki Sakioka (garden #25). Vicki says the spark that got her gardening was visiting family in Tennessee every year - where everyone grew their own vegetables. Although Vicki didn't turn to veggies, she lovingly tends her cottage garden of roses and charming antiques. Vicki says, "I was inspired by cottage gardens and interesting plants that were impossible to find way back then." She took a class at a local junior college on cottage gardens, and low and behold the last day of class was a field trip to Heard's Country Gardens Nursery (now closed). She was so excited about what was available and was inspired by Mary Lov herself.

Vicki's been in her home in Costa Mesa 45 years, but the last 25 years have been transformational. She enjoys a lot of gardening tasks, but she especially takes delight in sitting on a stool & cleaning an area. The peace & calm that comes from looking at nature is like meditating to her. She also revels in how the internet has opened up a world that allows her to search whatever enters her brain (i.e. search the proper care of a certain plant). Vicki says she's matured as a gardener & is much more willing to take out a struggling plant & put in something that makes her happy. Sound familiar?

Vicki's garden is most certainly as unique as Vicki herself. Passing through her brick entry is like passing into the fictional "Secret Garden" with one big difference - Vicki's garden is the real deal.

We know you will be enchanted by both Linda Gartner & Vicki Sakioka who have opened their hearts and gardens for the garden tour. It's always a pleasure to see the delight visitors get from their gardens. Linda says, "I love talking to other gardeners," & Vicki says, "It feels good to make other people happy."

Just as the audience leaned into Mary Lov's gardening talk - hanging on every word - we encourage you to lean into the gardens and garden hosts. Each garden host has an interesting back story, a passion & patience for nurturing flora, a knowledge of lessons learned that they are happy to share, & last - but certainly not least - gardens that are as unique as each gardener. Real gardens by real people. It's uplifting.

Lean in & be inspired.





**** 2026 ****
**** Supporting MLHMG T Nurseries ****

Brita's Old Town Garden
225 Main Street
Seal Beach, CA 90740

Orange County Farm Supply
1826 West Chapman
Orange, CA 92868

Certified Plant Growers
10500 Garfield Ave.
Huntington Beach, CA 92646

Plant Depot
32413 San Juan Creek Road
San Juan Capistrano, CA 92675

Garibaldo's Nursery
8834 Rose Street
Lakewood, CA 90706

Potting Shed
10 Plaza Square Suite 102
Orange, CA 92866

Green Thumb Nursery
23782 Bridger Road
Lake Forest, CA 92630

Ricardo's Nursery
6850 Atlantic Ave.
Long Beach, CA 90805

H&H Nursery
6220 Lakewood Blvd
Lakewood, CA 90712

Roger's Gardens
2301 San Joaquin Hills Road
Corona Del Mar, CA 92625

Laguna Hills Nursery
1829 North Tustin Avenue
Santa Ana, CA 92705

Upland Nursery
1518 N Tustin Avenue
Orange, CA 92867

M&M Nursery
380 N Tustin Avenue
Orange, CA 92867

The Mary Lov Heard Foundation
****Garden Etiquette & Suggestions****

*Pets are not permitted on the tour.

*The tour is smoke and vape free.

*When parking, please be sensitive to neighbors and any special parking requests.

*Do not collect seeds or cuttings.

*Restrooms are not available at gardens, plan accordingly.

*Stay on marked walkways and paths, and do not enter areas the hosts have not opened to tourgoers.

*Photos are encouraged. Feel free to post on social media. Tag us @marylovheardmemorialgardentour on Facebook or Instagram.

*Wear comfy shoes, sunscreen, and maybe even a fun hat.

*Visit your favorite style of garden or try out something completely new. With 34 gardens to choose from your options are almost endless!!

*Use the 2026 Tour Google Map available on our website to help you navigate your route.

*Scroll through the photo gallery on our website to get a sneak peak at the featured gardens as you plan your day.

There is no ticket to buy for this Premier SoCal Garden Tour. That's right!! NO ticket to buy, but we do carry on Mary Lov's legacy by collecting donations to a charity that was near and dear to her heart-The Sheepfold.

At each garden, please see our DONATION JARS which have lovingly been hand decorated by the children of The Sheepfold--yep, they should be easy to find!!!

You can also donate securely on our website: heardsgardentour.com with Paypal or by check to "The Mary Lov Heard Foundation," Venmo @marylov-heard, or (new this year)-Zelle with our Zelle tag "mlhgardentour".

****Interested in becoming a host??****
Send your name, address and phone number to:
info@heardsgardentour.com

We can schedule a visit to your garden and answer any questions you may have about the hosting process.

Our 7 Board Members vet gardens all summer long as we get ready for the next big show!

****Like what you see? ****

Tell the Real Gardener!

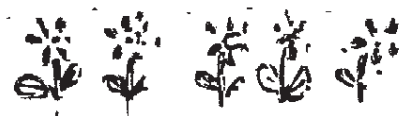
We could not do this tour without the incredible generosity and hard work of each and every one of these "Real Gardeners"!!!

Help our tour and mission grow. Share about us with someone you know who loves gardens!

Follow us on Instagram and Facebook
[@marylovheardmemorialgardentour](https://www.instagram.com/marylovheardmemorialgardentour)

Sign up for our newsletter to receive interesting, fun, and informative articles that come out (almost) monthly, all year long.

Become a host!!
Meet great people and support a great cause.




Spring has sprung!!! Take your inspiration and head to one of our sponsor nurseries to check out their amazing selection and get that much closer to the garden of your dreams!!!

See you on the road!!!
Aunt Flora Says
"Thank you, Thank you,
Thank you!"

Keep in touch. Sign up for our newsletter @ heardsgardentour.com. Just scroll down to "subscribe now" and put in your name and email address.



*No.	City	Host(s)	Sat	Sun	Category Description	*No.	City	Host(s)	Sat	Sun	Category Description
18	HB	Anderson		X	C/M/ED	33	LH	Kouba	X	X	NEW-M/OL/T
1	LB	Barrett	X		NEW-EC/C/OL/T/BW	20	HB	Kushner	X		SD/EC
8	YL	Bass	X		C/OL/BW	31	MV	Larsen	X	X	C/EC/OL
27	T	Bates		X	C/OL/ED	4	R	Maas	X	X	ED/EC
21	HB	Bitzer	X		BW/SD/ED/M/OL	24	HB	McInteer	X	X	C/EC
19	HB	Datko	X	X	EC/C/ED/OL	13	SA	Niessen	X		C/OL/ED
12	T	Dear	X		SD	17	SB	Osti	X		SD/T/OL
5	GG	Deems	X	X	C/OL	32	MV	Reilly	X		C/F
34	LN	Fletcher	X	X	C/SD/BW	30	TC	Rowe	X	X	NEW-C/M/OL/ED
28	FR	Fu	X		C	25	CM	Sakioka	X	X	C/EC/OL
7	YL	Fugnetti	X		C/M/OL/SD/BW	2	SH	Savoulian	X		SD
10	O	Gartner	X		C	23	HB	Silveria-Mohr	X	X	C/ED
14	SA	Gillespie & Hicks	X	X	NEW-C/EC/OL	15	SA	Simons	X	X	C/ED/OL/F
3	C	Harris, Ph.D.	X		EC/F	11	O	Sosenko & Reaney	X	X	NEW-M/BW
6	A	Heiman	X	X	ED/OL/T/SD/BW	16	W	Velez	X	X	T
9	O	Hurley	X	X	SD/T	29	RSM	Wickham	X	X	BW/SD/ED/F/OL
26	T	Johnson & Ledbetter	X	X	C/ED/OL	22	HB	Wilson	X	X	C



The Mary Lou Heard Foundation, a 501(c) /3/ Public Charity

Board of Directors

Jennifer McInteer, President

Jan Kabat, Treasurer

Vicki Brown - Middlesworth, Secretary

Sarah Eakins, Web Master & Chief Information Officer

Cindie Reilly, Board Member & Newsletter Editor

Autumn Jade Bellman, Social Media Manager & Board Member

Laura Lockwood, Board Member & Tour Guide Editor

9681 Flounder Drive Huntington Beach, CA 92646

Visits us on the web at: heardsgardentour.com

There you'll see our gallery of photos!!!



There will be a 2026 Garden Host signup sheet at each garden during this weekend. Please consider it—we work at this all year long and it is one of the most worthwhile causes in all of SoCal.

Map Your Day(s) by determining which gardens to visit here:

- * Numbers indicate furthest North (1) to furthest South (34)
- * Listed alphabetically here to aid in searching for a favorite gardener
- * Organize your tour by city, region, or garden type

Garden Description Key

C - Cottage / F - Fairy Garden / AI - Asian Inspired
 BW - Butterfly & Wildlife / EC - Eclectic
 ED - Edible / M - Mediterranean / OL - Outdoor Living
 SD - Summer Dry (i.e. Drought Tolerant) / T - Tropical

City Key

A - Anaheim / C - Cerritos / CM - Costa Mesa / FR - Foothill Ranch
 GG - Garden Grove / HB - Huntington Beach
 LH - Laguna Hills / LN - Laguna Niguel
 LB - Long Beach / MV - Mission Viejo / O - Orange
 RSM - Rancho Santa Margarita / R - Rossmore / SA - Santa Ana
 SB - Seal Beach / SH - Signal Hill / TC - Trabuco Canyon / T - Tustin
 W - Westminster / YL - Yorba Linda